

CLM-2201/2251 Model. & Parts No. Explanation


19" OPEN RACK



2201-75xx

Model No. of OpenRack	No. of mounting angle	750mm Depth of Plinth	Height of "U"	Color for ordering
-----------------------	-----------------------	-----------------------	---------------	--------------------


(1)Plinths



882109-75

Finished Part No.	running Part No.	Depth of mounting	Color for ordering
-------------------	------------------	-------------------	--------------------

(2)Adjustable Depth stays



882102-75


Finished Part No.	running Part No.	Depth of mounting	Color for ordering
-------------------	------------------	-------------------	--------------------

(3)Second pair of mounting angle




2202-75xx

Model No. of OpenRack	No. of mounting angle	750mm Depth of Plinth	Height of "U"	Color for ordering
-----------------------	-----------------------	-----------------------	---------------	--------------------



882109-90

Finished of Plinth	running Part No.	900mm Depth of Plinth	Color for ordering
--------------------	------------------	-----------------------	--------------------



882102-90

Finished Part No.	running Part No.	900mm Depth of Plinth	Color for ordering
-------------------	------------------	-----------------------	--------------------

882108-15

Finished Part No.	running Part No.	Height of "U"	Color for ordering
-------------------	------------------	---------------	--------------------

Standard Accessories :

- ┆ Second pair of mounting angles : 882108-15
- ┆ Plinth: 882109-75/90
- ┆ Depth stays : 882102-75/90

Color choose : Fill number 5, 1 in the

<input type="checkbox"/> 5	RAL7035	<input type="checkbox"/>	Four option color RAL4010,RAL9011, RAL5018,RAL7035 as above
<input type="checkbox"/> 1	RAL9011	<input type="checkbox"/>	



2251

Model No. of OpenRack	No. of Mounting angle(Frame)
-----------------------	------------------------------

(1)Multi-function Angle



612253-19

Finished Part No.	running Part No.	Height of "U"
-------------------	------------------	---------------

(2) 3" Baying Duct



882115-31

Finished Part No.	running Part No.	Height of "U"
-------------------	------------------	---------------

(3) 6" Baying Duct



882116-31

Finished Part No.	running Part No.	Height of "U"
-------------------	------------------	---------------

2252

Model No. of OpenRack	No. of Mounting angle(Frame)
-----------------------	------------------------------

Standard Accessories :

- ┆ Multi-function Angles: 612253-19
- ┆ 3" Baying Duct: 882115-31
- ┆ 6" Baying Duct: 882116-31

19" Open Rack for Server & Cabling management Solutions

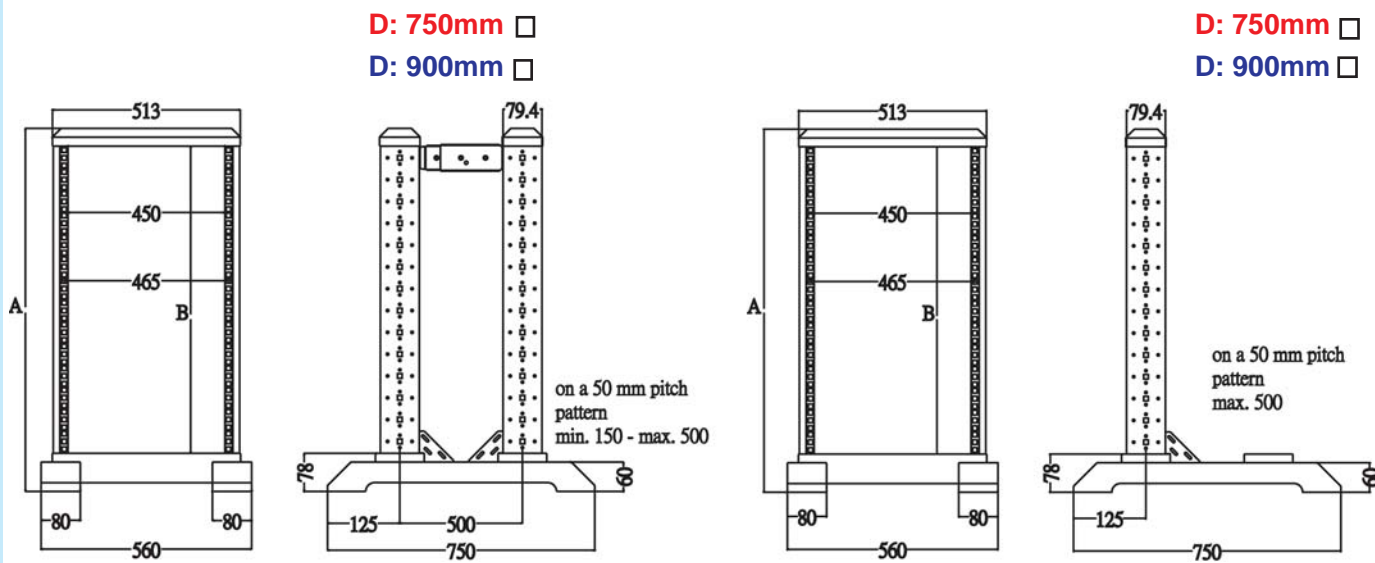


CLM-225x Series



CLM-220x Series

CLM-2201/2202 Open Rack Series



CLM-2201-75xx (D:750mm one pair of mounting angles)

Total Unit (U)	Pack No.	15	20	31	36	40	45
Total Height (H)		788.3	1010.5	1499.5	1721.8	1899.5	2121.8
Inner Height (B)		c.h. 670.3	c.h. 892.6	c.h. 1381.5	c.h. 1603.8	c.h. 1781.5	c.h. 2003.8
Clearance Height (U) 1U=44.45mm		666.75	899	1377.95	1600.2	1778	2000.25
Included Accessories / Model No.		2201-7515	2201-7520	2201-7531	2201-7536	2201-7540	2201-7545
1. CLM-882003-06 NUT See page No.K39	20						
2. CLM-662009-12 Self-tapping Screw See page No.K34	20						
3. CLM-662055-10 Self-tapping Screw See page No.K33	50						

CLM-2201-90xx (D:900mm one pair of mounting angles)

Total Unit (U)	Pack No.	15	20	31	36	40	45
Total Height (H)		788.3	1010.5	1499.5	1721.8	1899.5	2121.8
Inner Height (B)		c.h. 670.3	c.h. 892.6	c.h. 1381.5	c.h. 1603.8	c.h. 1781.5	c.h. 2003.8
Clearance Height (U) 1U=44.45mm		666.75	899	1377.95	1600.2	1778	2000.25
Included Accessories / Model No.		2201-9015	2201-9020	2201-9031	2201-9036	2201-9040	2201-9045
1. CLM-882003-06 NUT See page No.K39	20						
2. CLM-662009-12 Self-tapping Screw See page No.K34	20						
3. CLM-662055-10 Self-tapping Screw See page No.K33	50						

CLM-2202-75xx (D:750mm two pair of mounting angles)

Total Unit (U)	Pack No.	15	20	31	36	40	45
Total Height (H)		788.3	1010.5	1499.5	1721.8	1899.5	2121.8
Inner Height (B)		c.h. 670.3	c.h. 892.5	c.h. 1381.5	c.h. 1603.8	c.h. 1781.5	c.h. 2003.8
Clearance Height (U) 1U=44.45mm		666.75	899	1377.95	1600.2	1778	2000.25
Included Accessories / Model No.		2202-7515	2202-7520	2202-7531	2202-7536	2202-7540	2202-7545
1. CLM-882003-06 Square See page No.K39	40						
2. CLM-662009-12 Self-tapping Screw See page No.K34	40						
3. CLM-662055-10 Self-tapping Screw See page No.K33	100						

CLM-2202-90xx (D:900mm two pair of mounting angles)

Total Unit (U)	Pack No.	15	20	31	36	40	45
Total Height (H)		788.3	1010.5	1499.5	1721.8	1899.5	2121.8
Inner Height (B)		c.h. 670.3	c.h. 892.5	c.h. 1381.5	c.h. 1603.8	c.h. 1781.5	c.h. 2003.8
Clearance Height (U) 1U=44.45mm		666.75	899	1377.95	1600.2	1778	2000.25
Included Accessories / Model No.		2202-9015	2202-9020	2202-9031	2202-9036	2202-9040	2202-9045
1. CLM-882003-06 Square See page No.K39	40						
2. CLM-662009-12 Self-tapping Screw See page No.K34	40						
3. CLM-662055-10 Self-tapping Screw See page No.K33	100						

For Optional Accessories Please see page No. of G8

Color choose : Fill number 5, 1 in the 5 - RAL7035 1 - RAL9011

CLM-2201/2202-75/90 □□

19" Open Rack For NetWork Server
& Cabling Management Solutions



19" OPEN RACK

Model No. Description:

- ;-CLM-2201-75-xx one pair of mounting angles in 750mm depth.
- ;-CLM-2201-90-xx one pair of mounting angles in 900mm depth.
- ;-CLM-2202-75-xx Two pairs of mounting angles in 750mm depth.
- ;-CLM-2202-90-xx Two pairs of mounting angles in 900mm depth.

Main Mechanism Supplied:

- ;-Mounting angle: 1 or 2 pair of CLM-882108 for all CLM-220x
Included CLM-882135 Bottom crossbeam
- ;-Plinth: 1 or 2 pair of CLM-882109-75 for 750mm Depth
1 or 2 pair of CLM-882109-90 for 900mm Depth
- ;-Depth Stays: 2 pair of (4 pcs) CLM-882102-75 for CLM-2202-75
2 pair of (4 pcs) CLM-882102-90 for CLM-2202-90
- ;-Option accessories: 4 Castors or 4 levelling feet or
4 Eyebolts for more please see page No.G8
- ;-Finished: Powder coating in color RAL 7035 or RAL 9011
- Patent Pended: Germany 20103357.7 Taiwan 181978

Features:

The basis 2.0 thickness Sheet Steel to combine professional stamping technical cerated The CLM OpenRack made in "U-Shaped" stiffening furrow mounting angles for a heavy load capacity Punching in 25mm pitch pattern square holes with infinity in line on two edge sides for fastening any 19" (482.6mm)NetWork components through fixing CLM-882003 cage Nuts and CLM-662009 washered screws set From Front or rear in any level in efficiency.

The second pair of mounting angles to accomodate 19"(482.6mm) NetWork components,server system equipment to install Telescopic slide-rails,component shelves, and cable clamp rails on to protect all components against overlap and in no bias for moving heavy-loading capacity to extra order castors for rugged floor and permit-free location, to extra order levelling feet for durable stability.

A pair of Flexible plinth (Bottom crossesbeams) based on a 50mm pitch pattern for accommodation NetWork components to save strong vibration condition.

OpenRack for versatile applications!

Features:

The CLM-220x OpenRack is the solution for flexible NetWorks or for sitting in distribution rooms. The basis 2.0 thickness Sheet Steel to combine professional stamping technical cerated The CLM OpenRack made in "U-Shaped" stiffening furrow mounting angles for a high load capacity Punching in 25mm pitch pattern square holes with infinity in line on two edge sides for fastening any 19" 482.6mm)NetWork components through fixing CLM-882003 cage Nuts and CLM-662009 washer screws set From Front or rear in any level in efficiency.

The CLM-2202-75xx,CLM-2202-90xx with a second pair of mounting angles to accomodate 19"(482.6mm)NetWork components,server system equipment to install Telescopic slide-rails, component shelves,Telescopic slide rails and cable clamp rails on to protect all components against overlap and in no bias For moving heavy-loading capacity to extra order castors for rugged floor and permit-free location, to extra order levelling feet for durable stability.

A pair of Flexible plinth(Bottom crossbeams)Based on a 50mm pitch pattern for accommodation NetWork components to save strong vibration condition.


These Rack will impress you with its versatility.

"D.I.Y." Exporting package for saving long distance Importing & transportation cost For assembly in no time

1 Top / Bottom view



Strengthened Top Crossbeams
For high loading capacity. Welded stamping made of 2 mm sheet steel.



Plinth/Flexible
4 Strengthened "U" shaped stamping Guide frame assembling become to stability construct May be adjusted Depth in pitch pattern 50mm.

2 Mounting angles



Accurately punching on a pitch pattern in 25mm square hole in line on two sides
For mounting 19" NetWork component, stability server or components.

3 Plinth Variants




Levelling Assembled feet (option)
to compensate for floor irregularities.



Twin castors Assembled (option)
facilitate problem-free location changes.

4 Baying Connection



Fixing Baying connectors(Option)



To Fixing Levelling feet on plinth(Option)



To Fixing Castors on plinth(Option)



Swelling Boom Bolt screw to Fastern on ground(Option)



Plinth,Durable Located on floor(standard)



Baying View
For assembling entire suites of patch panels

19" Open Rack for Server & Cabling Management

based on CLM 2201/2202

Example of rack installation for predominantly active components (Optional):

- CLM-2202-xxxx Two pair of mounting Angles
- OpenRack Top crossbeams and sets depth stays attached to angles.
- Monitor enclosure.
- 1U Fixed component shelf.
- Cable clamp rails in rear.
- 1U Blanking panel.
- 1U keyboard drawer with telescopic slider
- 1U Power socket strip in rear.
- 2U Vented adjustable component shelf .
- 1U Slide-in component shelf with Telescopic sliders.
- Castors



CLM-2202-xxxx Series



CLM-2201-xx Series

Example of rack installation for predominantly passive components:(Optional)

- CLM-2201-xxxx one pair of mounting angles OpenRack
- Installation of patch panels for various 19" Component coupler systems.
- 1U cable management panel for horizontal cable management.
- Shunting ring for cable routing.
- Fixed Component shelves.
- 3U blanking panel.
- Castors.

19" OPEN RACK

4 Technical installation



One pair of mounting angles

The CLM-2201-XXXX standard Series with optional castors



Two pair of mounting angles

The CLM-2202-xxxx series standard just fixing the second pair of mounting angles included depth stays onto CLM-2201-xxxx series with optional castor.



Patch panels

19" pitch pattern for mounting 19" components to reach a data managing in efficiency . (see page of K22-K27)



CLM-882105
Twin-aim fixed component shelf for one pair of mounting angles ,482.6 mm (19")
Which fixed installation, component shelf is the same.
For Loading a not havey component on





CLM-882104
Fixed component shelf for two pairs of mounting angles,482.6 mm (19")
For integration heavy monitors or other network 19" components.



CLM-882030/882031/882032
Drawer 1U/2U / 3U for one pair of mounting angles, 482.6 mm (19")
For storing of small items and documents.

Construction OverViews CLM-2201/2202 Series

19" OPEN RACK



19" Open Rack for Server & Cabling Management

Based on CLM-2201/2202 Series

CLM-2201 with 1 pair of mounting angles

CLM-2202 with 2 pair of mounting angles

CLM-220x-75xx in 750mm Depth

CLM-220x-90xx in 900mm Depth

Standard Constructions (Supplied)

	Page
1. CLM-882108 Mounting angle	G9
2. CLM-882102-75 Depth stays	G9
CLM-882102-90 Depth stays	G9
3. CLM-882109-75 Plinth	G9
CLM-882109-90 Plinth	G9
4. CLM-612218 Triangle Base Supporter.....	
CLM-612219 Triangle Corner Supporter.....	
5. CLM-882135 Bottom Crossbeam(Built-in CLM-882108).....	G9

Supplied Accessories

1. CLM-882003-06 Cage Nut	K39
2. CLM-662009-12 Self-tapping a washer screw	K34
3. CLM-662055-10 Self-tapping screw	K33


Option Accessories

1. CLM-882033 Overlapped component shelf.....	K1
2. CLM-882026 adjustable Brackets Component shelf.....	K1
3. CLM-882060 Vented adjustable component shelf.....	K1
4. CLM-882104 1U Fixed vented component shelf	K2
5. CLM-882105 Twin-arm component shelf.....	K2
6. CLM-882025 Telescopic slide rails Slide-in Component shelf.....	K2
7. CLM-882030 Drawer 1U,2U,3U.....	K2-K3
8. CLM-882103 Support angles component shelf.....	E64
9. CLM-612027 blanking panels (Metal).....	K18
CLM-612001 blanking panels (AL)	K18
10. CLM-312002-17/30 Earth straps.....	K29
11. CLM-512007 Cable wiring duct.....	K21
12. CLM-612199 Cable shunting rings, Metal	K19
13. CLM-882051 2 Section server rail	K9-K17
CLM-882052 2 Section server rail	K9-K17
CLM-882053 3 Section server rail	K9-K17
CLM-882054 3 Sections server rail.....	K9-K17
14. CLM-612030 Cable clamp rails.....	K20
15. CLM-958 14"/15" monitor enclosure.....	K3
CLM-950 17"monitor enclosure.....	K3
16. CLM-882061 Power socket strip with mounting strip	K30
17. CLM-612274 Various Patch panles.....	K22-K27
18. CLM-882066 Cable entry with brush strips	K19-K20
19. CLM-911/2 keyboard drawer & track ball with Telescopic slide rails.....	K4
20. CLM-662097 Boom Bolt hinger.....	K37
21. CLM-662030 Castor.....	K31
CLM-662031 Levelling foot.....	K37
22. CLM-882003 Cage Nuts	K33-K40
23. CLM-662009 Shelf-tapping washers screw.....	K33-K40
24. CLM-882199 Cable Shunting rings strip.....	K19
25. CLM-612054 Support slide rails.....	E64
26. CLM-882089 Cable Shunting ring strips.....	I9-1



Accessories for CLM-220X Series

Depth stays



For securing and stabilizing two pairs of 482.6mm (19") mounting angles of the OpenRack. The length of the depth stays punched a line holes in pitch pattern 50mm flexible and can accommodate all spacings of mounting angles.

There are Two length in 750/900mm solution

Material: Sheet steel

Supply Includes: Assembly parts

Finished: Powder Coating in RAL7035, RAL 9011

CLM Part No.	Length	Pack No.
882102-75	750mm	2
882102-90	900mm	2



Second pair of mounting angle



The full length mounting angle was punched a "U" pitch pattern in 25mm square holes accurately through fixing CLM-882003 cage Nuts & CLM-662009 washered screws for mounting 19" components . a second pair of mounting angles may be requested for mounting heavy 19" (482.6 mm) components stability & security against overturn by fasten from front and rear.

Material: 2.0 Thickness Sheet Steel

Supply Includes: Assembly parts.

Finished: Powder Coating in color RAL7035, RAL 9011

CLM Part No.	U	Height mm	Pack No.
882108-15	15	778.3	1
882108-20	20	1010.5	1
882108-31	31	1499.5	1
882108-36	36	1721.5	1
882108-40	40	1899.5	1
882108-45	45	2121.8	1

Bottom Crossbeam



A Durable heavy design for connect CLM-882108 and CLM-882109 to be a stability Mounting Angle on floor.

Material: sheet steel

Supply Includes: Assembly parts.

Finished: Powder Coating in color RAL7035, RAL 9011

CLM Part No.	Pack No.
882135	1

To extra order for the second.

Plinth Frames



To directly locate on floor for installation Mounting angles Punched a line holes in pitch pattern 50mm flexible Depth to accommodate components length.

Material: 2.0 Thickness sheet steel

Supply Includes: Assembly parts.

Finished: Powder Coating in color RAL7035, RAL 9011

CLM Part No.	Length	Pack No.
882109-75	750mm	2
882109-90	900mm	2

Baying connectors



CLM Part No.	Use to	Pack No.
882146-2	882108-15	2
882146-2	882108-20	2
882146-2	882108-31	2
882146-3	882108-35	3
882146-4	882108-40	4
882146-4	882108-45	4

For assembling rows for distributor frames, or for cable routing between Two Open Rack.

Material: Hexagon Steel section


Supply Includes: Self-tapping washer screw.

Finished: Ni-plated




"D.I.Y" Packing Operation


CLM-2201-xxxx 2 packages




CLM-2202-xxxx 4 packages




CLM-2201/2 on CLM's pallet



CLM-2251-xx 2 packages



CLM-2252-xx 4 packages



CLM-2251/2 on CLM's pallet



"CLM" Rack Pallet CLM-T0001



Patent Pended in Taiwan ,China

To separate 4 square pipe stays



putting square pipe stays on Bottom plate in equal pitch pattern



storing empty pallet



Dimension: 1150x1150x1220 mm
Load capacity : 1000 kgs

The CLM-T0001-xxxx is metal pallet made from heavy-duty steel pie stay, designing for loading big & heavy "D.I.Y" partial material of "CLM" Rack To do a long-distance or oversea transportation specially by sea in container shipment in security delivery to protect all material can against transfigure by heavy load . Besides, It's designed for pile up to great height layer up on layer to for using as storage equipment can save expensive warehouse cost. There's not doubt in vibration ,It already did sometimes test from up 7.0 degree earthquack free slantting and falling. Removable 4 square pipe stays have been designed to insert into a tail-made stiffening furrow in an exactly connection for heavy-load in a full area capacity. Whiling empty, just do pull-out and put on the plinth in equal pitch pattern can pipe up to great height layer up on layer for storing in warehouse to have more free space(see 1 2 3) It's available for extra order the CLM-T0001-xxxx to as your storage equipment.

Material: square-pie stays

Supply Includes: 1. 4 square pipe stays

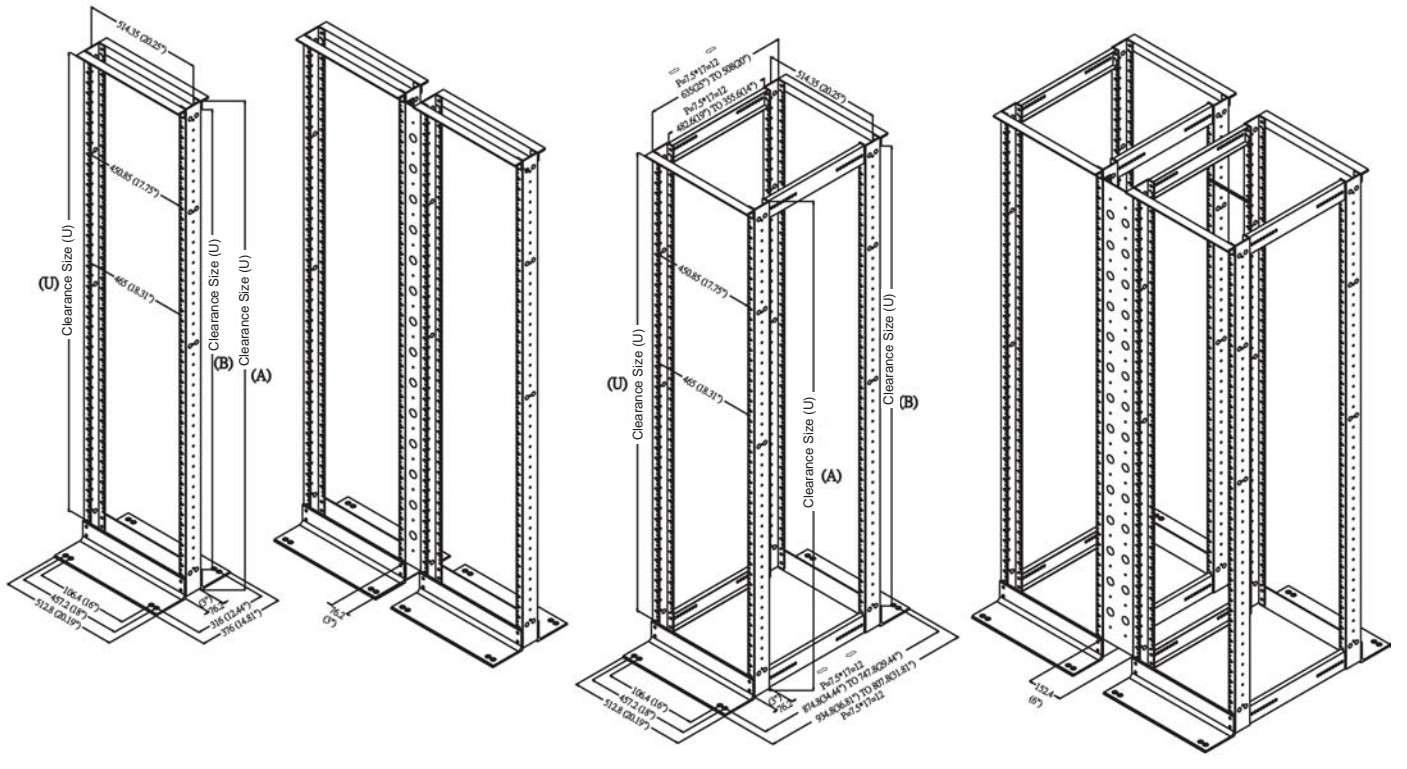
2. 1 welded plinth frame

Petent Pending in: Taiwan, USA , Germany, China

CLM-2251/2252 Open Rack Series

CLM-2251

CLM-2252



Model No : CLM-2251-xx One pair of mounting Angles

Total Unit (U):	Pack No.	31	36	40	45
Total Height (A):		1514.9	1737.2	1911.4	2133.6 (84")
Inner Height (B):		c.h. 1387.9	c.h. 1610.2	c.h. 1784.4	c.h. 2006.6
Clearance Height "U" 1U=44.45mm		1381.5	1603.8	1778	2000.25
Standard Equipment Included / MODEL NO.		2251-31	2251-36	2251-40	2251-45
1. CLM-612250-00 Mounting angle	See page No.G17	2			
2. CLM-612253-00 Plinth frame	See page No.G17	2			
3. CLM-612254-00 Roof frame	See page No.G17	2			
4. CLM-662057-5/8 Hexagon NUT Screw	See page No.G18	12			
5. CLM-662059-5/8 Hexagon Washer Screw	See page No.G18	12			
6. CLM-662056-12 12#-24x(L)0.5"(12.7mm) Screw	See page No.G18	50			

Model No : CLM-2252-xx Two pair of mounting Angles

Total Unit (U):	Pack No.	31	36	40	45
Total Height (A):		1514.9	1737.2	1911.4	2133.6 (84")
Inner Height (B):		c.h. 1387.9	c.h. 1610.2	c.h. 1784.4	c.h. 2006.6
Clearance Height "U" 1U=44.45mm		1381.5	1603.8	1778	2000.25
Standard Equipment Included / MODEL NO.		2252-31	2252-36	2252-40	2252-45
1. CLM-612250-00 Mounting angle	See page No.G17	4			
2. CLM-612253-00 Plinth frame	See page No.G17	2			
3. CLM-612254-00 Roof frame	See page No.G17	2			
4. CLM-662057-3/8 Hexagon NUT Screw	See page No.G18	12			
5. CLM-662059-3/8 Hexagon Washer Screw	See page No.G18	12			
6. CLM-662056-12 #12-24x(L)0.5"(12.7mm) Screw	See page No.G18	50			
7. CLM-882148-00 Depth stray	See page No.G17	4			

Optional Accessories detail Please see page No. of G16

CLM-2251/2252 19" OPEN RACK

For Cabling Management & Telecommunication



19" OPEN RACK

Material: Extruded Aluminum section # 6061 Alloy

Model No. Description:

- ‡ ·CLM-2251-xx One pair of mounting Angles in 750mm Depth.
- ‡ ·CLM-2252-xx Two pairs of mounting Angles in 750mm Depth.

Main Mechanism Supplies:

- ‡ ·Mounting angle: 1 or 2 pair of CLM-612250-xx
- ‡ ·Roof Frame: 1 or 2 pair of CLM-612254-00
- ‡ ·Plinth Frame: 1 or 2 pair of CLM-612253-00 & 2 pair of CLM-612254 for CLM-2252
- ‡ ·Depth Stays: 4 pair of (8 pcs) CLM-882148-00(612256-30x4 , 612256-40x4) for CLM-2252-xx (made of sheet steel)
- ‡ ·Finished: Anodized in shiny silver

For more detail please see page No. of G17

Features:

The Extruded Aluminum section#6061 Alloy is hardened vally "U-Shaped" concept has a solution for heavy-load capacity. punched on a "U" pitch pattern in 3 round holes accurately for quick fastering system in no time. The CLM-2251 series OpenRack offers to accommodate for wiring, distributor systems and 19"(482.6mm)components

The The CLM-2252 series OpenRack offers to accommodate 19"(482.6mm) NetWorks components,server system equipment to install slide-rails,component shelves,Telescopic rail and cable clamp rails on to protect all NetWork components against overturn and in no bias condition.

For heavy-loading capacity to extra order castor for rugged floor and permit-free location to extra order levelling feet for durable stability .

This save the customer's time and money during assembly.

Variable, flexible and functional - Assembly friendly solution for numerous applications in the field of network technology & electronics.


A high level of stability thanks to the high quality of extruded aluminum framework.

The most cost-effective rack series!


- Extruded Aluminum Section #6061 Alloy.
- Unlimited mounting opportunities on every section.
- Extruded roof/plinth for ceiling/floor anchorage .
- 2 pair of mounting angles for heavy installed equipment or double panel assembly.
- Compatible with CLM system accessories.

"D.I.Y." Exporting package for saving long distance Importing & transportation cost

1 Construction



Punching hole-line Mounting angles
For installing cable routing, components, socket strips, component shelves, slide rails and telescopic rails.



Depth Stays, CLM-882148
Maximum 127.5mm(5") depth adjustable volume in 17 steps (7.5mm per step).(see page of G17)



Roof/Plinth, Extruded Aluminum #6061 Alloy section
The most cost-effective solution for your network arrangement. Shiny silver gray aluminum provides a fine neat touch.

2 Baying system



CLM-2251 connected with 6" baying duct
Front view (see page of G17)



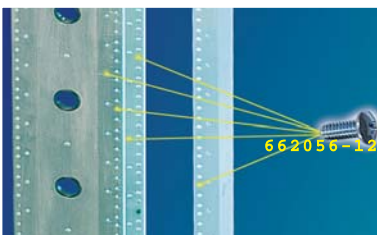
CLM-2251 connected with 6" baying duct
Rear view.(see page of G17)




CLM-2252 connected with 3" baying duct
Front view.(see page of G17)



CLM-2252 connected with 3" baying duct
Rear view.(see page of G17)



CLM-662056-12
Self-tapping screw, 12#24
(see page of G18)



CLM-61225-60 (optional)
6" Baying bar (see page of G18)
For professional, secure fixing of cables and conduits.



CLM-61225-30 (optional)
3" Baying bar (see page of G18)
For professional, secure fixing of cables and conduits.


3 Cable shunting ring / Rail



CLM-612199(Metal) (see page of K19)



CLM-882199-xx (see page of K19)



CLM-612030-10(Cable Claim rail)
(see page of K20)

19" OPEN RACK


19" OpenRack For Cabling & Telecommunication

Based on CLM-2251/2252 Series

Example of Rack installation for predominantly active components:

CLM-2252

- Open Rack with two pairs of mounting angles, stabilized by two pairs of depth stays included.
- Monitor enclosure.
- 2U blanking panel.
- 1U Keyboard drawer with telescopic rail including IPC keyboard.
- 2U IPC chassis.
- 3U IPC chassis.
- 2U Adjustable component shelf for Two pairs of mounting angles.
- 1U Vented Fixed component shelf for two pairs of mounting angles.
- 1U Slide-in component shelf mounting on with telescopic slider.
- 3" baying duct with 115V/230V power socket strips .
- Cable shunting strip in rear.



Example of rack installation for predominantly passive components:

- Installation of patch panels for various coupler systems.
- 1 U cable management panel for horizontal cabling management.
- Shunting ring for cable routing.
- 2U Adjustable Component shelf.
- 3U Drawer.
- 3" baying duct.


4 Technical installation



CLM-882105-00 (see page of K2)

Twin-aim Component shelf

1 vented plate & 2 brackets in 1U, for 1 pair of mounting angle, for mounting on 482.6mm(19") .



CLM-882103-00 (see page of E64)

Support angles

4 brackets in 2U, for 2 pairs of mounting angle to install on corner of angles.



CLM-882025-xx (see page of K2)

Slide-in Component shelf

1 vented plate & 1 pair of telescopic rail in 1U, for 2 pairs of mounting angle for mounting on : 482.6mm(19") .



CLM-882033-00 (see page of K1)

Overlapped Component shelf

1U, for installation two pair of 482.6mm(19") mounting angles .



CLM-882026-xx (see page of K1)

Adjustable Component shelf

2U, for Adjustable installation two pair of 482.6mm(19") mounting angles.






CLM-912 (see page of K4)

Slide-in Keyboard Drawer

1U, for installation two pair of 482.6mm(19") mounting angles with Telescopic slide rail.

Construction OverViews CLM-2251/2252 Series

19" OPEN RACK



19" Open Rack For Cabling Management & Telecommunication

Based on CLM-2251/2252 Series

Page

· CLM-2251 with 1 pair of mounting angle.....	G12
· CLM-2252 with 2 pairs of mounting angle.....	G12

Standard Constructions (Included)

1. CLM-612250-00 Mounting angle.....	G17
2. CLM-882148 Depth stay.....	G17
3. CLM-612253-19 plinth frame.....	G17
4. CLM-612254-19 Roof frame.....	G17
5. CLM-662057-3/4 3/8"(L)4/3' Hexagon NUT screw.....	G18
6. CLM-662059-3/8 3/8' screw nut Hexagon Washer NUT.....	G18
7. CLM-662056-12 #12-24X(L) 0.5' (12.7mm)screw self-tapping screw for CLM-2252.....	G18

Option Extension Accessories

1. CLM-882115 3" Baying Duct.....	G17
2. CLM-882116 6" Baying Duct.....	G17
3. CLM-882117-30 3" Baying bar.....	G18
4. CLM-882117-60 6" Baying bar.....	G18
5. CLM-662057-5/8 Hexagon NUT screw.....	G18
6. CLM-662059-5/8 Hexagon Washer NUT.....	G18
7. CLM-512022-34 Plastic-Made Ring.....	G18

Option Accessories


1. CLM-882033 Overlapped component shelf.....	K1
2. CLM-882026 Adjustable Brackets Component shelf.....	K1
3. CLM-882060 Vented adjustable component shelf.....	K1
4. CLM-882104 1U Fixed vented component shelf.....	K2
5. CLM-882105 Twin-arm component shelf.....	K2
6. CLM-882025 Telescopic Slide rails Slide-in Component shelf.....	K2
7. CLM-882030 Drawer 1U,2U,3U.....	K2-K3
8. CLM-882103 Support angles component shelf.....	E64
9. CLM-612027 blanking panels (Metal).....	E64
CLM-612001 blanking panels (AL).....	K18
10. CLM-312002-17/30 Earth straps.....	K29
11. CLM-512007 Cable wiring duct.....	K21
12. CLM-612199 Cable shunting rings, Metal steel.....	K19
13. CLM-882051 2 Section server rail.....	K9-K17
CLM-882052 2 Section server rail.....	K9-K17
CLM-882053 3 Section server rail.....	K9-K17
CLM-882054 3 Sections server rail.....	K9-K17
14. CLM-612030 Cable clamp rails.....	K20
15. CLM-958 14"/15" monitor enclosure.....	K3
CLM-950 17" monitor enclosure.....	K3
16. CLM-882061 Power socket strip with mounting strip.....	K30
17. CLM-612274 Various Patch panles.....	K22-K27
18. CLM-882066 Cable entry with brush strip.....	K19-K20
19. CLM-911/2 Keyboard drawer & keyboard with Telescopic slide rails.....	K4
20. CLM-662097 Swelling Boon Bolt hingers.....	K37
21. CLM-662030 Castor.....	K31
CLM-662031 Levelling foot.....	K37
22. CLM-882003 Cage Nuts.....	K33-K40
23. CLM-662009 Shelf-tapping washers screws.....	K33-K40
24. CLM-882199 Cable Shunting rings strip.....	K19
25. CLM-612054 Support slide rails.....	E64
26. CLM-882089 Cable Shunting ring strips.....	I9-1



19" OPEN RACK

Accessories for CLM-2251/2252

Depth stays



CLM Part No.	Size	Pack No.
882148-00	508~635mm	4

Overlapped a "U" Slide angles 4pcs 612256-30+4pcs 612256-40 punched in flexibility a pitch pattern 7.5mm holes Totally 17 steps (7.5mm per step) Maximum 127.5mm(5") Depth to accommodate component length.

Material: 2.0 Thickness Sheet Steel

Supply Includes: Assembly parts.

Finished: powder coating in RAL 7035 or RAL 9011

Roof & Plinth Frame



CLM-612254-19



CLM-612253-19

CLM Part No.	Size	Pack No.
612254-19	512.8mm	2
612253-19	512.8mm	2

The most cost-effective solution for your network arrangement to extend area against vibration bias. Shiny silver aluminum provides a fine neat touch. 2 pcs CLM-612254-19 to fix in a pair of mounting angles for CLM-2251-xx
4 pcs CLM-612254-19 to be CLM-2252-xx
2 pcs CLM-612253-19 to complete mounting angles to be a stabile floor stability plinth

Material: Extruded Aluminum #6061 Alloy section

Assembly parts Included

Finished: Anodized

Multi-function Mounting Angles



The deeply "U" shaped suffering furrow design for a heavy-load capacity. Extruded Aluminum section punched precise three round hols in a "U" pitch pattern for versatile Installation in front or Rear for mounting 19" components in bias and stability.

Material: Extruded Aluminum section # 6061

Supply Includes: Assembly parts.

Finished: Anodized

CLM Part No.	U	Pack No.
612250-31	31	2
612250-36	36	2
612250-40	40	2
612250-45	45	2

6" Baying Duct



It punched in a pitch pattern 133.35mm(3U) Max to 14 step 2 lines round holes for attachment on a \varnothing 34 plastic made ring to protect cable free-hurt.


Material: Extruded Aluminum section # 6061

Supply Includes: Assembly parts.

Finished: Anodized

CLM Part No.	U	Pack No.
882116-31	31	1
882116-36	36	1
882116-40	40	1
882116-45	45	1

3" Baying Duct



It punched in a pitch pattern 133.35mm(3U) Max to 14 step 1 lines round holes for attachment on a \varnothing 34 plastic made ring to protect cable free-hurt.

Material: Extruded Aluminum section # 6061

Supply Includes: Assembly parts.

Finished: Anodized

CLM Part No.	U	Pack No.
882115-31	31	1
882115-36	36	1
882115-40	40	1
882115-45	45	1

Accessories for CLM-2251/2252

3" Baying Bar



For professional, secure fixing of cables and conduits.

Material:
Ø10 Steel Wire x3 "

Finish: Zinc-Plated For connection See page No.G13

CLM Part No.	Length	Pack No.
882117-30	3"	1

6" Baying Bar



For professional, secure fixing of cables and conduits.

Material:
Ø10 Steel Wire x6 "

Finish: Zinc-Plated For connection See page No.G13

CLM Part No.	Length	Pack No.
882117-60	6"	1

Plastic- Made Ring



CLM Part No.	Didmeter mm	Pack No.	For Model No.
512022-34	22-34	10	225X
512023-28	23-28	10	2305
512024-19	19	10	21XX

Hexagon Nut screw inch



CLM Part No.	Size (inch)	Pack No.	For Model No.
662057-1/4	1/4	50	
662057-5/16	5/16	50	
662057-3/8	3/8	50	2252
662057-1/2	1/2	50	
662057-5/8	5/8	10	2252
662057-3/4	3/4	10	
662057-7/8	7/8	10	

Hexagon Washer-Nut



CLM Part No.	Size (inch)	Pack No.	For Model No.
662059-1/4	1/4	50	
662059-5/16	5/16	50	
662059-3/8	3/8	50	2252
662059-1/2	1/2	50	
662059-5/8	5/8	10	2252
662059-3/4	3/4	10	
662059-7/8	7/8	10	

Self-tapping screw 12#24



CLM Part No.	Size(mm)	Pack No.	For Model No.
662056-08	12#24 X8mm	50	
662056-10	12#24 X10mm	50	
662056-12	12#24 X 12mm	50	225X
662056-16	12#24 X 16mm	50	

Ordering form for mounting components accessories by CLM

CLM-220x series

The "CLM" be your tailor-made & reliable Vendor to assemble your demand facility to save your free time & money.

After optional order 19" components(accessories)then fill out the Part No. & Description in the square Blank-space and point out the "U" postion let "CLM" to serve you to mounting on the cabinet.

CLM-220 -

The starting point from Bottom in front 0 "U" to what "U" height for mounting 19" components(accessories)

For "U" height mounting	CLM Part No.	Description
45U		
44U		
43U		
42U		
41U		
40U		
39U		
38U		
37U		
36U		
35U		
34U		
33U		
32U		
31U		
30U		
29U		
28U		
27U		
26U		
25U		
24U		
23U		
22U		
21U		
20U		
19U		
18U		
17U		
16U		
15U		
14U		
13U		
12U		
11U		
10U		
9U		
8U		
7U		
6U		
5U		
4U		
3U		
2U		
1U		



19" OPEN RACK

Ordering form for mounting components accessories by CLM

CLM-225x series

The "CLM" be your tailor-made & reliable Vendor to assemble your demand facility to save your free time & money.

After optional order 19" components(accessories)then fill out the Part No. & Description in the square Blank-space and point out the "U" position let "CLM" to serve you to mounting on the cabinet.

CLM-225 -

The starting point from Bottom in front 0 "U" to what "U" height for mounting 19" components(accessories)



For "U" height mounting	CLM Part No.	Description
45U		
44U		
43U		
42U		
41U		
40U		
39U		
38U		
37U		
36U		
35U		
34U		
33U		
32U		
31U		
30U		
29U		
28U		
27U		
26U		
25U		
24U		
23U		
22U		
21U		
20U		
19U		
18U		
17U		
16U		
15U		
14U		
13U		
12U		
11U		
10U		
9U		
9U		
7U		
6U		
5U		
4U		
3U		
2U		
1U		



19" OPEN RACK